

## Hybrid motor starter - ELR H3-I-SC- 24DC/500AC-9-P - 2908694

Please be informed that the data shown in this PDF Document is generated from our Online Catalog. Please find the complete data in the user's documentation. Our General Terms of Use for Downloads are valid (<http://phoenixcontact.com/download>)



Hybrid motor starter as an alternative to a conventional contactor circuit. Starts 3~ AC motors up to 9 A and offers motor protection. Possible supply and relay extension via DIN rail connector.

### Product Description

The modular 3-phase hybrid motor starter with reversing function and current monitoring provides the following functions:

- Forward running
- Motor overload protection


Additional advantages are provided by using the DIN rail connector adapter (Order No. 2203861):

- Power can also be supplied via the DIN rail connector by a system power supply (e. g., MINI-SYS-PS...) or via the PCB connector IMC 1,5/ 5-ST-3,81, Order No. 1857919
- Optional relay module (e. g., EM-2RSC/21AU-R/L-P, Order No. 2908701) provides additional status information



COMPLETE RoHS

### Key Commercial Data

Packing unit	1 pc
GTIN	 4 055626 322186
GTIN	4055626322186
Weight per Piece (excluding packing)	300.000 g
Custom tariff number	85371098
Country of origin	Germany

### Technical data

#### Dimensions

Width	22.5 mm
Height	107 mm
Depth	114 mm

#### Ambient conditions

Ambient temperature (operation)	-25 °C ... 70 °C (observe derating)
---------------------------------	-------------------------------------

## Hybrid motor starter - ELR H3-I-SC- 24DC/500AC-9-P - 2908694

### Technical data

#### Ambient conditions

Ambient temperature (storage/transport)	-40 °C ... 80 °C
Maximum altitude	≤ 2000 m
Degree of protection	IP20

#### Device supply

Rated control circuit supply voltage $U_S$	24 V DC
Control supply voltage range	19.2 V DC ... 30 V DC
Rated control supply current $I_S$	60 mA
Type of protection	Surge protection
	Reverse polarity protection

#### Input data

Input name	Control input
Rated actuating voltage $U_C$	24 V DC
Triggering voltage range	19.2 V DC ... 30 V DC
Rated actuating current $I_C$	7 mA
Switching threshold	9.6 V ("0" signal)
	19.2 V ("1" signal)
Typical turn-off time	< 30 ms
Type of protection	Reverse polarity protection

#### Output data load output

Output name	AC output
Rated operating voltage $U_e$	500 V AC
Operating voltage range	42 V AC ... 550 V AC
Rated operating current $I_e$	9 A (AC-51)
	7 A (AC-53a)
Mains frequency	50/60 Hz
Load current range	1.5 A ... 9 A
Trigger characteristic in acc. with IEC 60947-4-2	Class 10 (≤ 3 A)
Cooling time	20 min. (for auto reset)
Leakage current	0 mA

#### Output data reply output

Output name	Acknowledge output
Note	Confirmation: floating change-over contact, signal contact
Contact type	1 PDT
Switching capacity according to IEC 60947-5-1	2 A (24 V, DC13)

#### Overspeed tripping

# Hybrid motor starter - ELR H3-I-SC- 24DC/500AC-9-P - 2908694

## Technical data

### Overspeed tripping

Operate threshold	> 60 A
Response time	< 0.5 s

### General

Switching frequency	≤ 2 Hz (Load-dependent)
Mounting position	vertical (horizontal DIN rail, motor output below)
Mounting type	DIN rail mounting
Assembly instructions	alignable, for spacing see derating
Operating mode	100% operating factor
Maximum power dissipation	7 W
Minimum power dissipation	0.88 W
Operating voltage display	Green LED
Status display	Yellow LED
Indication	Red LED

### Connection data

Connection name	Control circuits
Connection method	Screw connection
Stripping length	8 mm
Screw thread	M3
Conductor cross section solid	0.2 mm <sup>2</sup> ... 2.5 mm <sup>2</sup>
Conductor cross section flexible	0.2 mm <sup>2</sup> ... 2.5 mm <sup>2</sup>
Conductor cross section AWG	24 ... 14
Torque	0.5 Nm ... 0.6 Nm
	5 lb <sub>f</sub> -in. ... 7 lb <sub>f</sub> -in.

### Connection data 2

Connection name	Load circuit
Connection method	Screw connection
Stripping length	8 mm
Screw thread	M3
Conductor cross section solid	0.2 mm <sup>2</sup> ... 2.5 mm <sup>2</sup>
Conductor cross section flexible	0.2 mm <sup>2</sup> ... 2.5 mm <sup>2</sup>
Conductor cross section AWG	24 ... 14
Torque	0.5 Nm ... 0.6 Nm
	5 lb <sub>f</sub> -in. ... 7 lb <sub>f</sub> -in.

### Insulation characteristics

Rated insulation voltage	550 V
--------------------------	-------

# Hybrid motor starter - ELR H3-I-SC- 24DC/500AC-9-P - 2908694

## Technical data

### Insulation characteristics

Rated surge voltage	6 kV
Overvoltage category	III
Degree of pollution	2
Designation	Insulation characteristics between the control input and control supply voltage, and auxiliary circuit to the main circuit
Insulation	Safe isolation (IEC 60947-1)
Designation	Isolation characteristics between the control input and control supply voltage to auxiliary circuit
Insulation	Safe isolation (IEC 60947-1) in the auxiliary circuit $\leq 300$ V AC
	Safe isolation (EN 50178) in the auxiliary circuit $\leq 300$ V AC

### Standards and Regulations

Designation	Standards/regulations
Standards/regulations	EN 60947-1
	EN 60947-4-2

### Conformance/approvals

Designation	UL approval
Certificate	NLDX.E228652
	NRNT.E172140

### UL data

SCCR	100 kA (480 V AC (fuse: 30 A class CC/30 A class J (high fault)))
	5 kA (480 V AC (fuse: 20 A RK5 (standard fault)))
FLA	7.6 A (480 V AC)
Group installation	20 A (class RK5, SCCR 5kA (480 V AC), #24 - 14 AWG max. solid and stranded)
	30 A (class CC or J, SCCR 100kA (480 V AC), #24 - 14 AWG max, solid and stranded)
Category code	NLDX / NRNT
Horsepower ratings	2 hp (120 V AC / 208 V AC)
	5 hp (277 V AC / 480 V AC)
Ambient temperature (operation)	-25 °C ... 55 °C

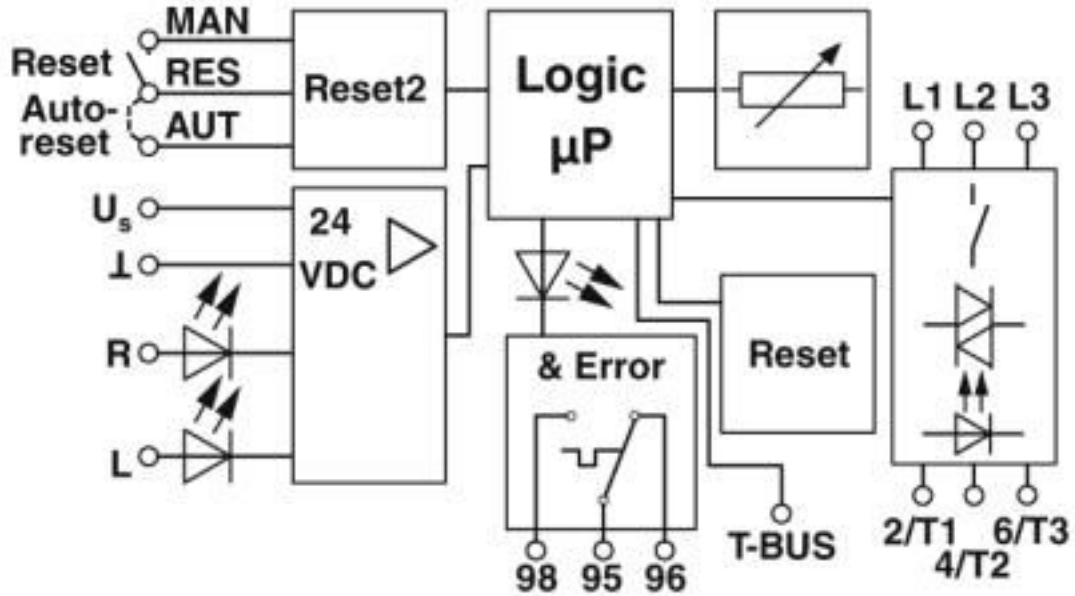
### Environmental Product Compliance

REACH SVHC	Lead 7439-92-1
China RoHS	Environmentally Friendly Use Period = 50 years
	For details about hazardous substances go to tab "Downloads", Category "Manufacturer's declaration"

## Drawings

# Hybrid motor starter - ELR H3-I-SC- 24DC/500AC-9-P - 2908694

Block diagram



## Classifications

### eCl@ss

eCl@ss 10.0.1	27370905
eCl@ss 4.0	27021100
eCl@ss 4.1	27021100
eCl@ss 5.0	27024000
eCl@ss 5.1	27024000
eCl@ss 6.0	27024000
eCl@ss 7.0	27024002
eCl@ss 8.0	27024002
eCl@ss 9.0	27370905

### ETIM

ETIM 2.0	EC001037
ETIM 3.0	EC001037
ETIM 4.0	EC001037
ETIM 5.0	EC001037
ETIM 6.0	EC001037
ETIM 7.0	EC001037

# Hybrid motor starter - ELR H3-I-SC- 24DC/500AC-9-P - 2908694

## Classifications

### UNSPSC

UNSPSC 13.2	25173902
UNSPSC 18.0	25173902
UNSPSC 19.0	25173902
UNSPSC 20.0	25173902
UNSPSC 21.0	25173902

## Approvals

### Approvals

#### Approvals

UL Listed / cUL Listed / UL Listed / IECEE CB Scheme / cUL Listed / VDE Zeichengenehmigung / EAC


#### Ex Approvals

### Approval details

UL Listed		<a href="http://database.ul.com/cgi-bin/XYV/template/LISEXT/1FRAME/index.htm">http://database.ul.com/cgi-bin/XYV/template/LISEXT/1FRAME/index.htm</a>	FILE E 228652
-----------	---	---	---------------

cUL Listed		<a href="http://database.ul.com/cgi-bin/XYV/template/LISEXT/1FRAME/index.htm">http://database.ul.com/cgi-bin/XYV/template/LISEXT/1FRAME/index.htm</a>	FILE E 228652
------------	---	---	---------------

UL Listed		<a href="http://database.ul.com/cgi-bin/XYV/template/LISEXT/1FRAME/index.htm">http://database.ul.com/cgi-bin/XYV/template/LISEXT/1FRAME/index.htm</a>	FILE E 172140
-----------	---	---	---------------

IECEE CB Scheme		<a href="http://www.iecee.org/">http://www.iecee.org/</a>	DE1-60807
-----------------	---	---	-----------

cUL Listed		<a href="http://database.ul.com/cgi-bin/XYV/template/LISEXT/1FRAME/index.htm">http://database.ul.com/cgi-bin/XYV/template/LISEXT/1FRAME/index.htm</a>	FILE E 172140
------------	---	---	---------------

# Hybrid motor starter - ELR H3-I-SC- 24DC/500AC-9-P - 2908694

## Approvals

VDE Zeichengenehmigung		<a href="http://www2.vde.com/de/Institut/Online-Service/VDE-gepruefteProdukte/Seiten/Online-Suche.aspx">http://www2.vde.com/de/Institut/Online-Service/VDE-gepruefteProdukte/Seiten/Online-Suche.aspx</a>	40048671
------------------------	--	---	----------

EAC			RU*C- DE.*08.B.00520*
-----	--	--	--------------------------

## Accessories

### Accessories

#### Bridge

Jumper - BRIDGE- 4-3M - 2901659



3-phase loop bridge for 4 CONTACTRON modules, with screw connection and 22.5 mm housing width, connecting cable: 3 m

#### Cover

Covering hood - BRIDGE COVER - 2906240



The BRIDGE COVER covering hood is used to cover unused plugs on the CONTACTRON bridge that may subsequently be used to extend the system. The hood can be used with the screw and Push-in version of the bridge.

#### DIN rail connector

DIN rail bus connectors - ME 17,5 TBUS 1,5/ 5-ST-3,81 GN - 2709561



DIN rail connector for DIN rail mounting. Universal for TBUS housing. Gold-plated contacts, 5-pos.

## Hybrid motor starter - ELR H3-I-SC- 24DC/500AC-9-P - 2908694

### Accessories

DIN rail bus connectors - ELR-TBUS-22,5-P - 2203861



Special DIN rail connector only suitable for ELR H...-P and EM-...-P.

---

DIN rail bus connectors - PSR-TBUS - 2890425



DIN rail connector for safety switching devices, for supplying/controlling/monitoring (depending on the module)

---

### Extension module

Extension module - EM-2RSC/21AU-R/L-P - 2908701



Relay extension module for ELR-...-P hybrid motor starters, feedback of forward and reverse running when control signal is present, screw connection, DIN rail connector included

---

Extension module - EM-2RPT/21AU-R/L-P - 2909573



Relay extension module for ELR-...-P hybrid motor starters, feedback of forward and reverse running when control signal is present, Push-in connection, DIN rail connector included

---

### Loop bridge

Jumper - BRIDGE- 2 - 2900746



3-phase loop bridge for 2 CONTACTRON modules, with screw connection and 22.5 mm housing width, connecting cable: 0.3 m, with ferrules.



## Hybrid motor starter - ELR H3-I-SC- 24DC/500AC-9-P - 2908694

### Accessories

---

#### Jumper - BRIDGE- 3 - 2900747



3-phase loop bridge for 3 CONTACTRON modules, with screw connection and 22.5 mm housing width, connecting cable: 0.3 m, with ferrules.

---

#### Jumper - BRIDGE- 4 - 2900748



3-phase loop bridge for 4 CONTACTRON modules, with screw connection and 22.5 mm housing width, connecting cable: 0.3 m, with ferrules.

---

#### Jumper - BRIDGE- 5 - 2900749



3-phase loop bridge for 5 CONTACTRON modules, with screw connection and 22.5 mm housing width, connecting cable: 0.3 m, with ferrules.

---

#### Jumper - BRIDGE- 6 - 2900750



3-phase loop bridge for 6 CONTACTRON modules, with screw connection and 22.5 mm housing width, connecting cable: 0.3 m, with ferrules.

---

#### Jumper - BRIDGE- 7 - 2900751



3-phase loop bridge for 7 CONTACTRON modules, with screw connection and 22.5 mm housing width, connecting cable: 0.3 m, with ferrules.

---

## Hybrid motor starter - ELR H3-I-SC- 24DC/500AC-9-P - 2908694

### Accessories

#### Jumper - BRIDGE- 8 - 2900752



3-phase loop bridge for 8 CONTACTRON modules, with screw connection and 22.5 mm housing width, connecting cable: 0.3 m, with ferrules.

---

#### Jumper - BRIDGE- 9 - 2900753



3-phase loop bridge for 9 CONTACTRON modules, with screw connection and 22.5 mm housing width, connecting cable: 0.3 m, with ferrules.

---

#### Jumper - BRIDGE-10 - 2900754



3-phase loop bridge for 10 CONTACTRON modules, with screw connection and 22.5 mm housing width, connecting cable: 0.3 m, with ferrules.

---

#### Jumper - BRIDGE- 2-3M - 2901543



3-phase loop bridge for 2 CONTACTRON modules, with screw connection and 22.5 mm housing width, connecting cable: 3 m

---

#### Jumper - BRIDGE- 3-3M - 2901656



3-phase loop bridge for 3 CONTACTRON modules, with screw connection and 22.5 mm housing width, connecting cable: 3 m

## Hybrid motor starter - ELR H3-I-SC- 24DC/500AC-9-P - 2908694

### Accessories

Jumper - BRIDGE- 5-3M - 2901545



3-phase loop bridge for 5 CONTACTRON modules, with screw connection and 22.5 mm housing width, connecting cable: 3 m

---

Jumper - BRIDGE- 6-3M - 2901697



3-phase loop bridge for 6 CONTACTRON modules, with screw connection and 22.5 mm housing width, connecting cable: 3 m

---

Jumper - BRIDGE- 7-3M - 2901698



3-phase loop bridge for 7 CONTACTRON modules, with screw connection and 22.5 mm housing width, connecting cable: 3 m

---

Jumper - BRIDGE- 8-3M - 2901700



3-phase loop bridge for 8 CONTACTRON modules, with screw connection and 22.5 mm housing width, connecting cable: 3 m

---

Jumper - BRIDGE- 9-3M - 2901701



3-phase loop bridge for 9 CONTACTRON modules, with screw connection and 22.5 mm housing width, connecting cable: 3 m

---

## Hybrid motor starter - ELR H3-I-SC- 24DC/500AC-9-P - 2908694

### Accessories

Jumper - BRIDGE-10-3M - 2901702



3-phase loop bridge for 10 CONTACTRON modules, with screw connection and 22.5 mm housing width, connecting cable: 3 m

---

Jumper - BRIDGE- 2-1M - 2901542



3-phase loop bridge for 2 CONTACTRON modules, with screw connection and 22.5 mm housing width, connecting cable: 1 m

---

Jumper - BRIDGE- 3-1M - 2901655



3-phase loop bridge for 3 CONTACTRON modules, with screw connection and 22.5 mm housing width, connecting cable: 1 m

---

Jumper - BRIDGE- 4-1M - 2901658



3-phase loop bridge for 4 CONTACTRON modules, with screw connection and 22.5 mm housing width, connecting cable: 1 m

---

Jumper - BRIDGE- 5-1M - 2901544



3-phase loop bridge for 5 CONTACTRON modules, with screw connection and 22.5 mm housing width, connecting cable: 1 m

---

## Hybrid motor starter - ELR H3-I-SC- 24DC/500AC-9-P - 2908694

### Accessories

Jumper - BRIDGE- 6-1M - 2901649



3-phase loop bridge for 6 CONTACTRON modules, with screw connection and 22.5 mm housing width, connecting cable: 1 m

---

### Power supply

Power supply unit - MINI-SYS-PS-100-240AC/24DC/1.5 - 2866983



Primary-switched MINI POWER supply for DIN rail mounting, input: 1-phase, output: 24 V DC/1.5 A

---

### Safety relays

Safety relays - PSR-MC38-2NO-1DO-24DC-SC - 1009831



Safety relay for emergency stop, safety doors and light grids up to SILCL 3, Cat. 4, PL e, 1- or 2-channel operation, automatic or manual, monitored start, 2 enabling current paths, 1 signal output, TBUS interface,  $U_s = 24$  V DC, pluggable screw terminal block

---

Safety relays - PSR-MC38-2NO-1DO-24DC-PI - 1009832



Safety relay for emergency stop, safety doors and light grids up to SILCL 3, Cat. 4, PL e, 1- or 2-channel operation, automatic or manual, monitored start, 2 enabling current paths, 1 signal output, TBUS interface,  $U_s = 24$  V DC, pluggable push-in terminal

---